



Rev 1.9
30.01.2017

Log periodic broadband yagi antenna Series HyperLOG® 70xx - span 700MHz to 6GHz

Excellent LogPer antennas for mobile measurements and laboratory

Highlights:

- ◆ Optimal for usage with spectrum analysers for EMC measurement
- ◆ Incl. high-tech radom with modern, appealing design
- ◆ Excellent forward/backward ratio
- ◆ Freely alignable polarisation
- ◆ Excellent symmetry of radiation patterns
- ◆ Integrated 1/4" tripod socket
- ◆ Suitable for mobile use
- ◆ Made in Germany

Calibration & standards:

- ◆ The log-periodic precompliance test antenna of the HyperLOG® 70xx series are suitable for interference field strength measurement. The specialized broadband characteristics allow measurements to be taken in the complete specified frequency range **without switching**.
- ◆ **These antennas are suitable for measurement according to the following standards and procedures:**
CISPR, VDE, MIL, VG, EN 55011, EN 55013, EN 55015, EN 55022, MIL-Std-461.

Included with delivery:

- ◆ HyperLOG® 70xx-Antenna
- ◆ **Typical calibration data with up to 533 calibration points (10MHz steps)**
- ◆ Aluminum design carrycase with custom padding
- ◆ Sturdy, detachable pistol grip with "miniature tripod" mode
- ◆ Special Aaronia SMA toolset with over-torque protection

References / examples of proof:

- ◆ Airbus Deutschland, Germany
- ◆ EADS, Germany
- ◆ ATI Research, USA
- ◆ Motorola, Spain
- ◆ University of California, USA
- ◆ Los Alamos National Laboratory, USA



Made in Germany



Specifications

HyperLOG® 7025:

- ◆ Design: Logarithmic-periodic
- ◆ Frequency range: **700MHz-2,5GHz**
- ◆ Max. transmission power: 100 W CW (400MHz)
- ◆ Nominal impedance: 50 Ohm
- ◆ VSWR (typ.): <1:2
- ◆ Gain (typ.): **4dBi**
- ◆ Antenna factor: **23-34dB/m**
- ◆ Calibration points: **183** (10MHz steps)
- ◆ RF connection: SMA socket (18GHz) or N socket using an adapter
- ◆ Dimensions (L/W/D): (340x200x25) mm
- ◆ Weight: 270gr

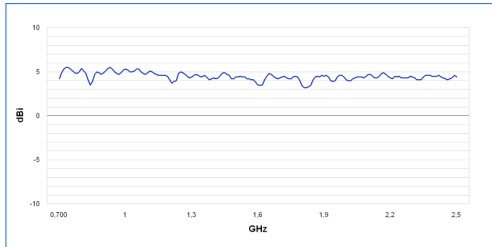
HyperLOG® 7040:

- ◆ Design: Logarithmic-periodic
- ◆ Frequency range: **700MHz-4GHz**
- ◆ Max. transmission power: 100 W CW (400MHz)
- ◆ Nominal impedance: 50 Ohm
- ◆ VSWR (typ.): <1:2
- ◆ Gain (typ.): **4dBi**
- ◆ Antenna factor: **23-38dB/m**
- ◆ Calibration points: **333** (10MHz steps)
- ◆ RF connection: SMA socket (18GHz) or N socket using an adapter
- ◆ Dimensions (L/W/D): (340x200x25) mm
- ◆ Weight: 270gr

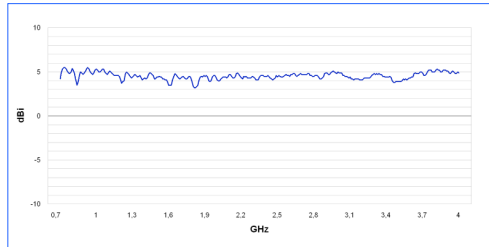
HyperLOG® 7060:

- ◆ Design: Logarithmic-periodic
- ◆ Frequency range: **700MHz-6GHz**
- ◆ Max. transmission power: 100 W CW (400MHz)
- ◆ Nominal impedance: 50 Ohm
- ◆ VSWR (typ.): <1:2
- ◆ Gain (typ.): **5dBi**
- ◆ Antenna factor: **26-41dB/m**
- ◆ Calibration points: **533** (10MHz steps)
- ◆ RF connection: SMA socket (18GHz) or N socket using an adapter
- ◆ Dimensions (L/W/D): (340x200x25) mm
- ◆ Weight: 250gr

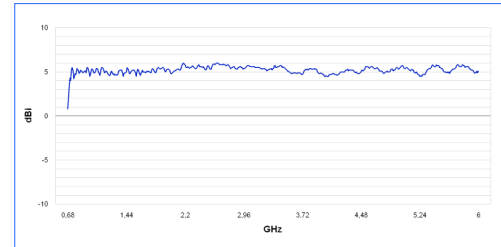
Gain Diagram HyperLOG 7025



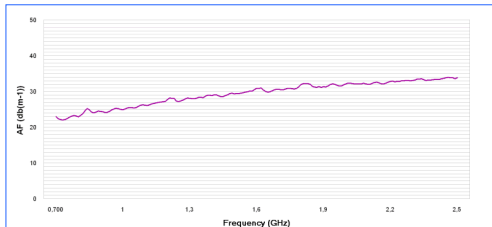
Gain Diagram HyperLOG 7040



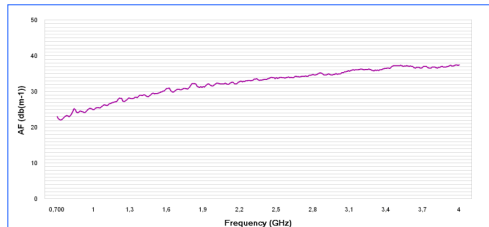
Gain Diagram HyperLOG 7060



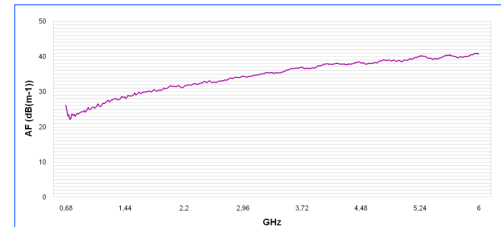
Antenna factor HyperLOG 7025



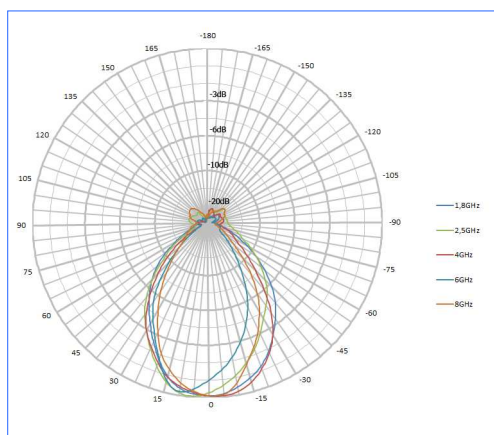
Antenna factor HyperLOG 7040



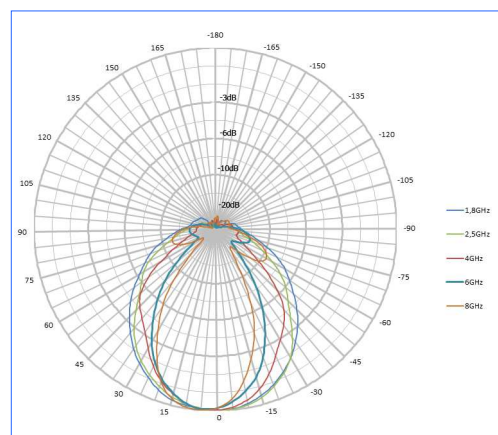
Antenna factor HyperLOG 7060



Horizontal Pattern HyperLOG 70xx Serie



Vertikal Pattern HyperLOG 70xx Serie



Description




HyperLOG 70xx Antenna with pistol grip expanded as a miniature tripod

The HyperLOG® 70xx logper antennas come standard with a specially constructed, high tech radom housing. This housing has been constructed after intense research with the most modern computer technology in such a way that its shape, material and special coating have virtually no influence on measurements, not even in case of dew or other kinds of humidity collecting on the surface. Another important factor for Aaronia was the development of a radom with the lowest possible damping factor achievable. This turned out to be quite an adventure for our development team, particularly in the high GHz ranges. Fortunately, this adventure has been mastered resulting in a beautiful, elegant design, to the complete satisfaction of the development team. Our first test measurements even by far surpassed our guidelines!

The resulting antenna had the best possible protection against mechanical stress and environmental influence without sacrificing any of its performance.

With their log-periodic measurement antennas from the HyperLOG® 70xx series, Aaronia finally offers a very cost-effective alternative, which at the same time meets the highest expectations. In conjunction with the HyperLOG® antennas, every regular spectrum analyser becomes a fully professional directional RF measurement device within a few moments. Thus, a perfect "dream team" for EMC measurement in the laboratory or for outdoor use is at your disposal.

Due to their flexibility in polarisation, HyperLOG antennas can also be used as handy WLAN or Wifi antennas. Point-to-point WLAN links or networks can be constructed easily using the full bandwidth up to 6GHz, achieving high throughput. Optimal for MMDS, ISM, CCTV and data/telephony transmission.



Also available in a "transparent" finish at extra charge



Lot of space for optionally accessories:
The HyperLOG® transportcase

Included with delivery: A sturdy aluminum design carrycase with custom padding for the antenna, cables and accessories. Furthermore, every antenna of the HyperLOG® 70xx series includes a detachable multi-functional pistol grip with "miniature-tripod" mode and an appropriate SMA tool.

Recommended accessories for Aaronia Antennas

Aluminum tripod

Height adjustable, high stability. Recommended for use with HyperLOG 70xx and 60xx antennas. Max. height: 105cm.

Order/Art.-No.: 281



1m / 5m / 10m SMA-Cable

High quality special SMA cable for connecting any HyperLOG®-Antenna or BicoLOG®-Antenna with various test equipment like our RF Spectrum-Analyzer. You can choose between 3 different cables:

- 1m standard SMA cable (RG316U)
- 5m LowLoss SMA cable (especially low damping)
- 10m LowLoss SMA cable (especially low damping)

All versions: SMA plug (male) / SMA plug (male)

Order/Art.-No.: 771 (1m Cable), 772 (5m Cable), 773 (10m Cable)



SMA to N Adapter

This special high quality adapter allows operation of all HyperLOG®-Antenna with any standard spectrum-analyzer with N connector. Also this adapter is needed to connect BicoLOG® antennas to a SPECTRAN Spectrum Analyzer.

Especially massive, chrome-plated design. This adapter is usable for very high frequencies up to at least 18GHz. Physical dimensions are just 30x20mm. Nominal impedance 50 Ohms. Layout: SMA socket (female) / N plug (male).

Order/Art.-No.: 770



Heavy multifunctional Pistol Grip (strongly recommended!)

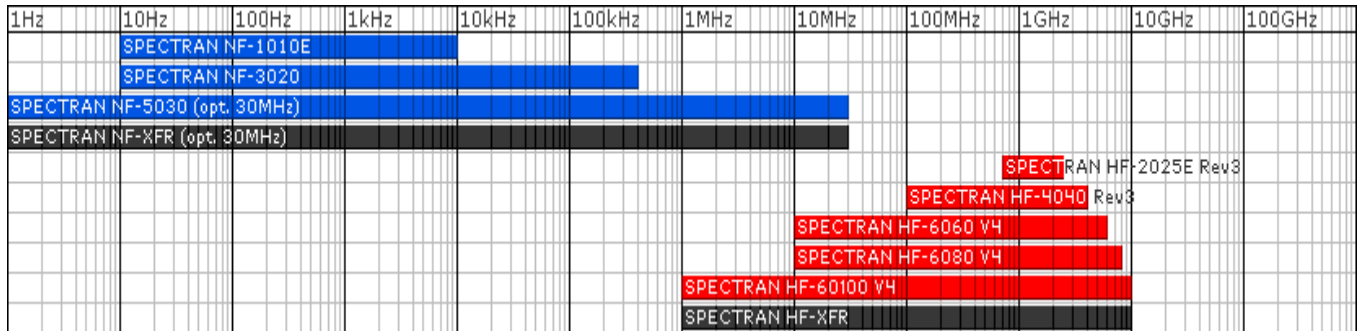
Highly recommend for the usage of HyperLOG antennas. Quick and easy change of antenna polarization, perfect antenna handling (even with the more heavy HyperLOG 30100X).

Order/Art.-No.: 282

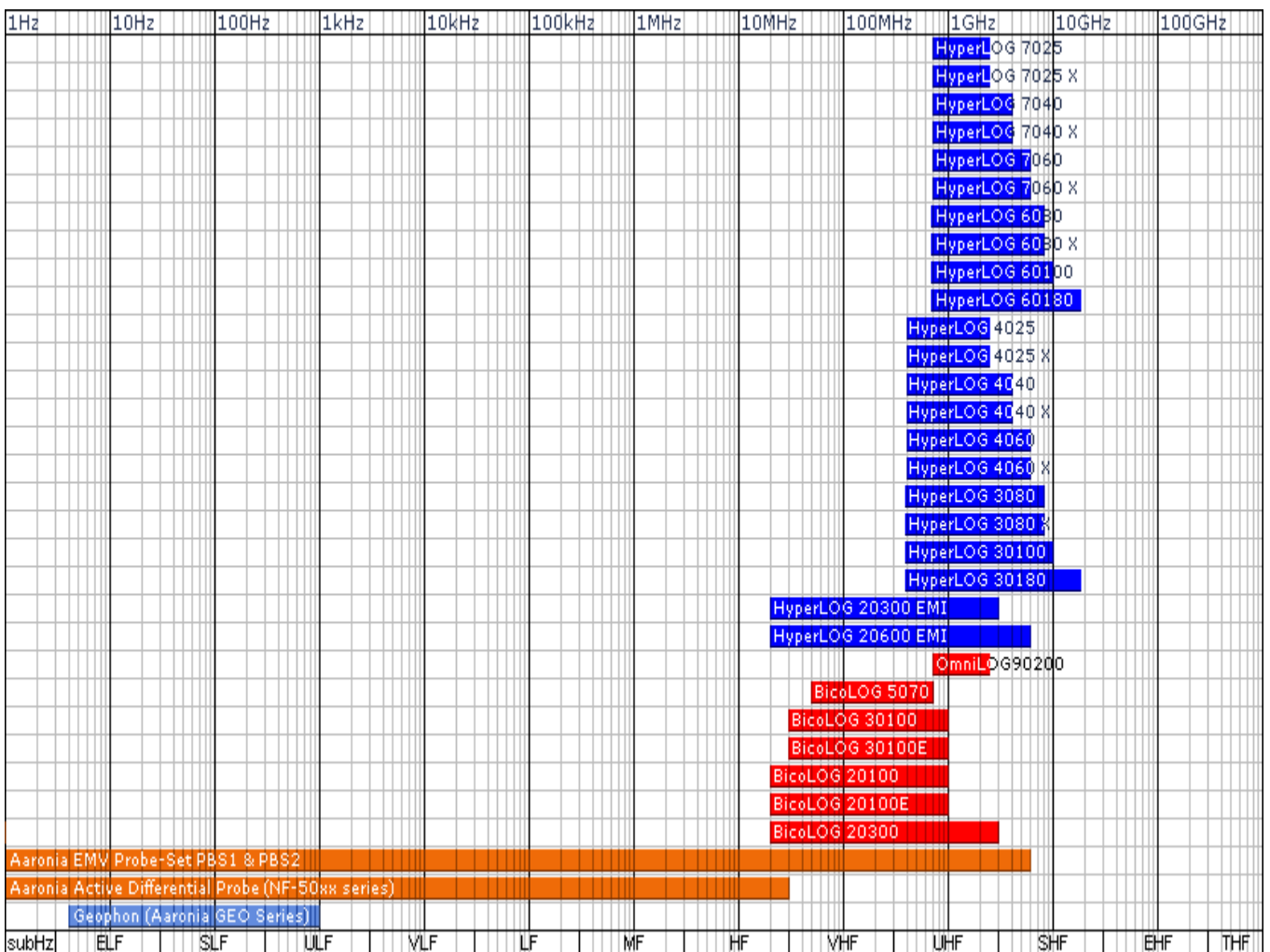


Frequency overview Analyzer & Antennas

Frequency Overview SPECTRAN Spectrum Analyzer



Frequency Overview HyperLOG and BicoLOG Antennas and Probes



References

Cross-Section of Aaronia Clients

Government, Military, Aeronautic, Astronautic

- ◆ NATO, Belgium
- ◆ Department of Defense, USA
- ◆ Department of Defense, Australia
- ◆ Airbus, Germany
- ◆ Boeing, USA
- ◆ Bundeswehr, Germany
- ◆ NASA, USA
- ◆ Lockheed Martin, USA
- ◆ Lufthansa, Germany
- ◆ DLR, Germany
- ◆ Eurocontrol, Belgium
- ◆ EADS, Germany
- ◆ DEA, USA
- ◆ FBI, USA
- ◆ BKA, Germany
- ◆ Federal Police, Germany
- ◆ Ministry of Defense, Netherlands

Research/Development, Science and Universities

- ◆ MIT - Physics Department, USA
- ◆ California State University, USA
- ◆ Indonesien Institute of Science, Indonesia
- ◆ Los Alamos National Laboratory, USA
- ◆ University of Bahrain, Bahrain
- ◆ University of Florida, USA
- ◆ University of Victoria, Canada
- ◆ University of Newcastle, United Kingdom
- ◆ University of Durham, United Kingdom
- ◆ University Strasbourg, France
- ◆ University of Sydney, Australia
- ◆ University of Athen, Greece
- ◆ University of Munich, Germany
- ◆ Technical University of Hamburg, Germany
- ◆ Max-Planck Institute for Radio Astronomy, Germany
- ◆ Max-Planck Institute for Quantum Optics, Germany
- ◆ Max-Planck-Institute for Nuclear Physics, Germany
- ◆ Max-Planck-Institute for Iron Research, Germany
- ◆ Research Centre Karlsruhe, Germany

Industry

- ◆ APPLE, USA
- ◆ IBM, Switzerland
- ◆ Intel, Germany
- ◆ Shell Oil Company, USA
- ◆ ATI, USA
- ◆ Microsoft, USA
- ◆ Motorola, Brazil
- ◆ Audi, Germany
- ◆ BMW, Germany
- ◆ Daimler, Germany
- ◆ Volkswagen, Germany
- ◆ BASF, Germany
- ◆ Siemens AG, Germany
- ◆ Rohde & Schwarz, Germany
- ◆ Infineon, Austria
- ◆ Philips, Germany
- ◆ ThyssenKrupp, Germany
- ◆ EnBW, Germany
- ◆ RTL Television, Germany
- ◆ Pro Sieben – SAT 1, Germany
- ◆ Channel 6, United Kingdom
- ◆ CNN, USA
- ◆ Duracell, USA
- ◆ German Telekom, Germany
- ◆ Bank of Canada, Canada
- ◆ NBC News, USA
- ◆ Sony, Germany
- ◆ Anritsu, Germany
- ◆ Hewlett Packard, Germany
- ◆ Robert Bosch, Germany
- ◆ Mercedes Benz, Austria
- ◆ Osram, Germany
- ◆ DEKRA, Germany
- ◆ AMD, Germany
- ◆ Keysight, China
- ◆ Infineon Technologies, Germany
- ◆ Philips Semiconductors, Germany
- ◆ Hyundai Europe, Germany
- ◆ JDSU, Korea
- ◆ IBM Deutschland, Germany
- ◆ Nokia-Siemens Networks, Germany



Made in Germany

Aaronia AG, Gewerbegebiet Aaronia AG, DE-54597 Strickscheid, Germany
Phone ++49(0)6556-93033, Fax ++49(0)6556-93034
Email: mail@aaronia.de URL: www.aaronia.com

Spectran®

HyperLOG®

BicoLOG®

OmniLOG®

Aaronia-Shield®

Aaronia X-Dream®

MagnoShield®

IsoLOG®

are registered trademarks of Aaronia AG